

# New Features in *simplex* Meeting 6.4

14 September 2020

## Index

1	Legal & Compliance	2
2	Larger Boardroom	3
3	Blurred Backgrounds and Faces	4
4	Additional Security: Authentication for Meetings	5

## 1 Legal & Compliance

We have added additional white label settings to comply with local regulations:

1. You can define an imprint URL which will be displayed on the Login and the Join Meeting screen.
2. Expired accounts and all related data can automatically be deleted after some time.

☰ System configuration

---

### Legal & Compliance

Privacy policy URL

Terms and conditions URL

Imprint

Delete expired trial accounts after X days

90

180

365

730

1825

3650

Delete expired paid accounts after X days

90

180

365

730

1825

3650


## 2 Larger Boardroom

Boardroom meetings can now host up to 30 active video participants. However, we will never show all 30 videos on a screen:

Every participant sends a video stream to the server, the browser will at any time only display a sub-set of the active video streams (depending on the screen size, by default 10, maximum 12). The participants can choose themselves which videos they want to follow by clicking on the video icon in the participants list.

The audio of all participants is active at all time, regardless whether their video is shown or not.

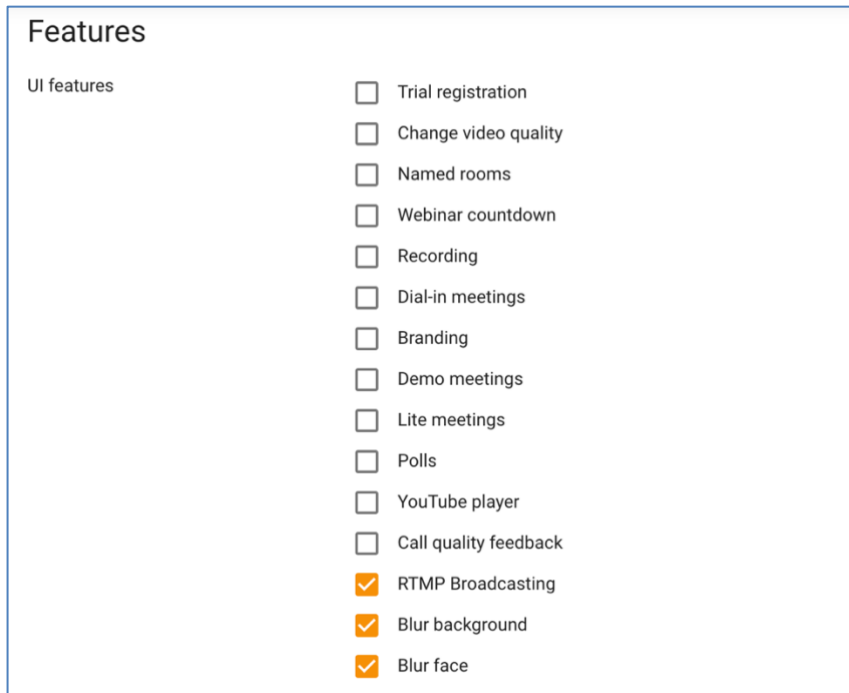
In full screen one will see 12 video participants at the same time. The last video on the screen always is the self-view



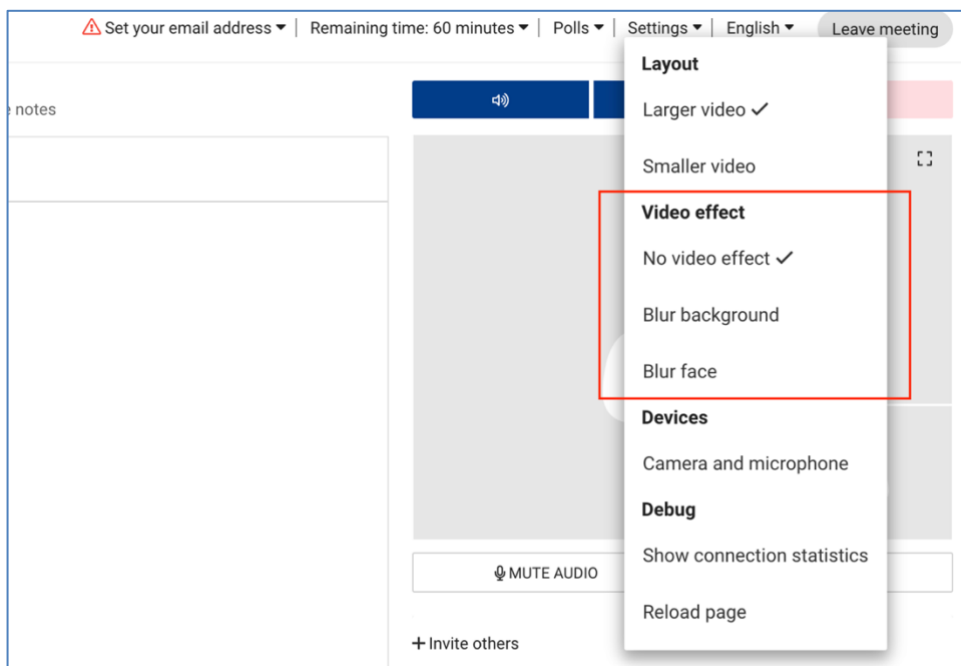
### 3 Blurred Backgrounds and Faces

It is now possible to enable the “blurred backgrounds” and “blurred faces” during a meeting. You will need to activate this for each white label in the respective “Features” section.


Blurred faces are useful for niche applications; for instance, a medical institute wants to invite a patient to a webinar. That patient will speak about an illness but wants to remain anonymous. The patient can enable the blurred faces feature to hide his face.



Once activate, every user can turn on and off this setting during a meeting:



The effects will look similar to this:



Nota Bene: This feature requires extra calculations and uses additional CPU cycles. For the time being it is only available on desktops, not on mobile devices.

#### 4 Additional Security: Authentication for Meetings

Until now, everyone with a meeting link and a meeting password could join meetings. We have now four additional authentication methods to further restrict and control access to meetings:

- **None:** this is what we had until now, everyone with the meeting link and the optional password can join the meeting
- **Invited participants:** participants need to be invited with their email address. Before joining the meeting, they will be prompted to request a one-time passcode which will be sent to their registered email address. Only upon entering this passcode will they be let into the meeting
- **Account members:** one needs to be a meeting organizer of the account under which the meeting was scheduled.
- **Platform members:** only those with an active account can join the meeting.

- **External service:** it is possible to delegate authorization for a meeting to an external service. This service needs to implement an API which we define. Request the API documentation if you are interested in using it.

Default authentication type for meetings	<input checked="" type="radio"/> None
	<input type="radio"/> Invited participants
	<input type="radio"/> Account members
	<input type="radio"/> Platform members
	<input type="radio"/> External service
Can users change the authentication type for meetings?	<input type="radio"/> Yes <input checked="" type="radio"/> No

Users can choose a separate authentication method for each meeting if you allow them to change this setting:

Enable dial-in	<input type="checkbox"/>
Enable recording	<input type="checkbox"/>
<small>Note: We store the recordings for 14 days only. Please remember to request and download the recording right after your meeting.</small>	
More options ▼	
Requirements to join meeting	None ▼
Meeting password (optional)	<input type="text"/>
<input type="button" value="SCHEDULE MEETING"/>	