

# New Features in *simplex* Meeting 6.5

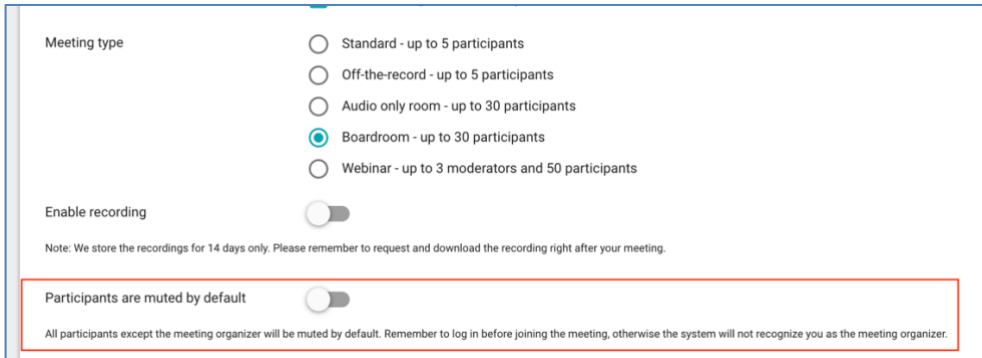
26 October 2020

## Index

1	Muted by Default	2
2	“Follow Me” Feature	2
3	iOS 14 - Audio-Usability Up-Date	3
4	Simplified account management screen	3
5	Blur effect	3
6	Enabled Recording for Audio Only meetings	4
7	Allow enlarging a single video stream in full screen	4
8	YouTube & Video Player - volume setting	4
9	Meeting summary PDF - Cover	4
10	O365 integration updated	5
11	Webinar	5
12	New Integrations	5
12.1	iFrame	5
12.2	Query parameters	6
12.3	New Webhooks	6

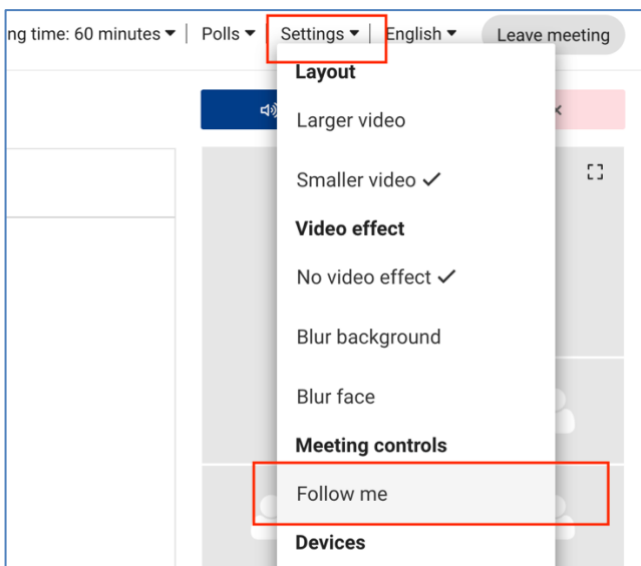
## 1 Muted by Default

It is now possible to configure Boardroom and Audio Only Meetings as “Muted by Default”. This means that all participants except the moderator are muted when joined. Participants can raise their hand and the meeting organizer can individually un-mute and mute participants.



## 2 “Follow Me” Feature

A meeting organizer can enable the “Follow Me” feature during a meeting. Once enabled participants are always moved to currently visible tab of the meeting organizer. This is very useful in Webinars and in cases where the moderator would like to have more control over what the users see. Additionally, it helps during a sales pitch: one doesn’t need to explain first time users to change the tab anymore.

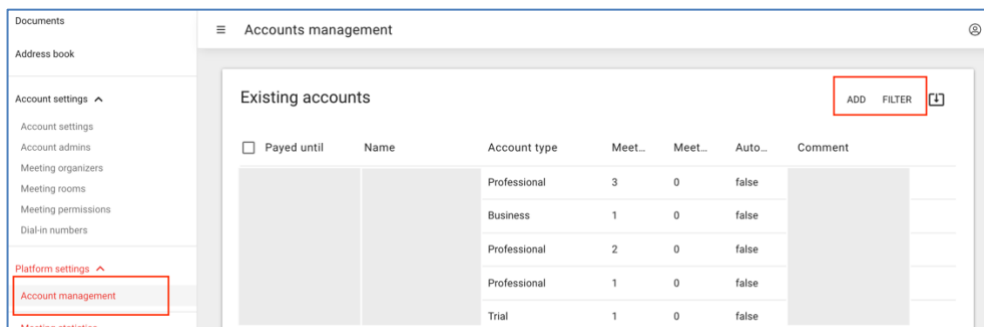


### 3 iOS 14 - Audio-Usability Up-Date

Finally, Apple has fixed the audio bugs in iOS 14! There are still now with awkward behaviors in mobile Safari which we take care of, but those bugs that were out of our control were fixed. Important note though: Apple still does not allow other browsers to support WebRTC, meetings MUST be joined in Safari. Nevertheless, we finally have a working web application without audio interruptions.

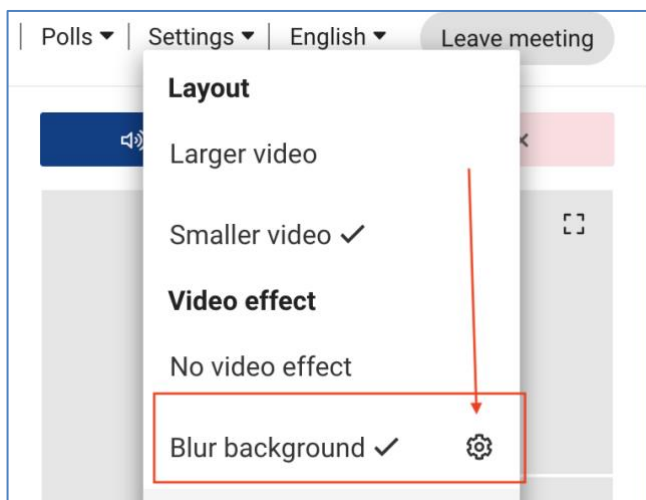
### 4 Simplified account management screen

We now hide the “Add Account” and “Filter Accounts” forms hidden by default to make the account management screen less.



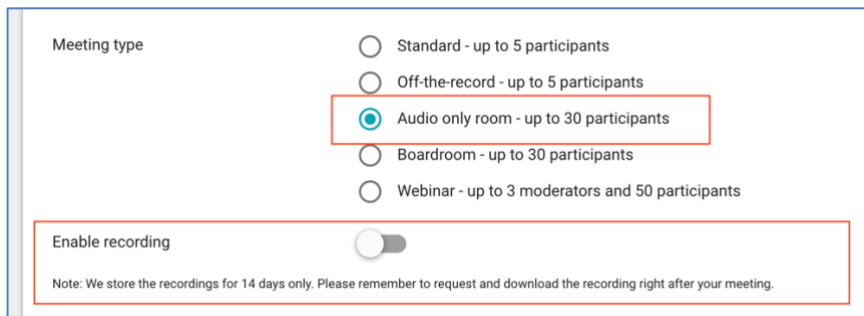
### 5 Blur effect

We now disable the blur effect if browsers have not activated hardware acceleration. This prevents browsers without hardware acceleration from crashing. Furthermore, it is now possible to configure the amount of blur applied to the outgoing video.



## 6 Enabled Recording for Audio Only meetings

Audio Only meetings can now be recorded as well.

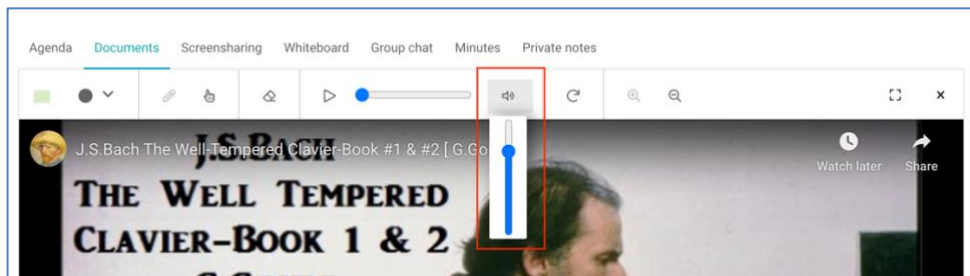


## 7 Allow enlarging a single video stream in full screen

It is sometimes useful to only see one video as large as possible. In video full screen mode we now display an icon in the upper right hand side corner of each video (except your own).

## 8 YouTube & Video Player - volume setting

A new volume setting allows you to lower the video volume to be able to speak over it. This is helpful when you present a video which you want to comment at the same time.



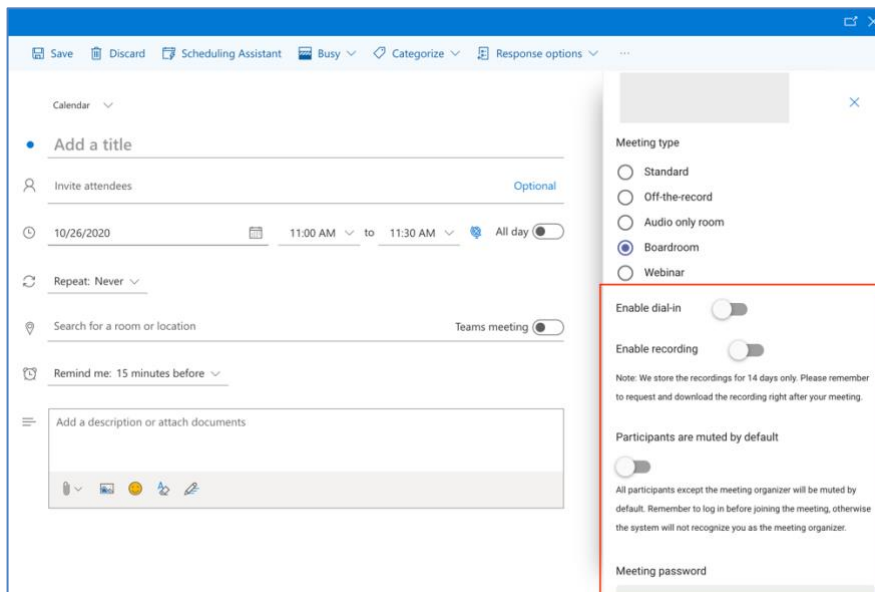
## 9 Meeting summary PDF - Cover

A new cover page shows you the topic of the meetings, the details (start/end time) and the participants list. We don't show the participants list in Webinars as most of the times participants should remain unknown for the others (except the organizer).

Additionally, we have added an option "Meeting Organiser" to Meeting Permissions configuration for Meeting Summaries to better configure the recipients list of the meeting summary.

## 10 O365 integration updated

It is now possible to set additional "schedule meeting settings" directly from Outlook.



## 11 Webinar

Allow moderators to actively lower the hand of participants. Furthermore, a new icon in the Webinar tab highlights when someone raises the hand.

## 12 New Integrations

We have added many features to enable better integrations into 3rd party applications:

### 12.1 iFrame

Allow embedding meeting room as iFrame: for security reasons we prevent embedding the solution into iFrames. However, there are use-cases where this is a desired feature, for instance when you want to embed the meeting room into another application. You can now allow iFrame embedding for a whitelabel in the hierarchy config.

Allow embedding in iFrame  Yes  No

Sample code:

```
<iframe src="https://dev-01-wl-1.veeting.net"
allow="microphone;camera;encrypted-media;fullscreen;autoplay;display-capture;layout-animation"
/>
```

## 12.2 Query parameters

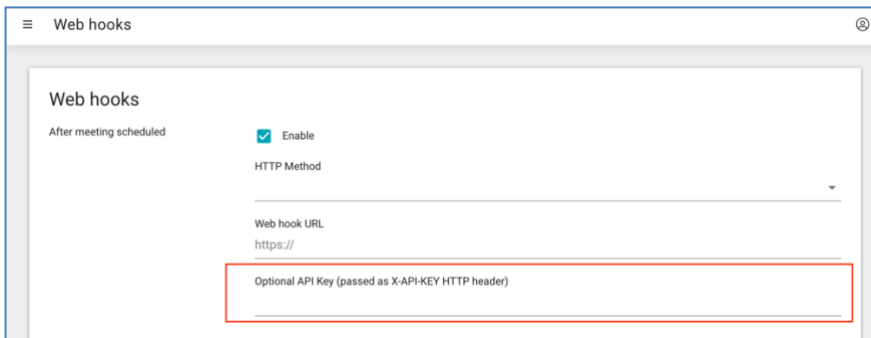
Query parameters allow you to configure meeting room behavior by adding options to the meeting URL. We have added a large number of additional parameters that allow you, among other things, to:

- Join meeting without receiving or sending video
- Only showing collaboration tools or video (useful for split-screen installations with two displays in a physical room)
- "Extras" fields in user and account creation / update API for third party authentication systems

Please consult the separate [“simplex Meeting Query Parameters”](#) document for details.

## 12.3 New Webhooks

We have added two additional webhooks when the summary is completed, and the recording is merged. Furthermore, we have added an optional API Key configuration to better secure webhook calls.



The screenshot shows a web interface titled "Web hooks". Under the heading "Web hooks", there is a sub-heading "After meeting scheduled". Below this, there is a checkbox labeled "Enable" which is checked. Underneath, there is a dropdown menu for "HTTP Method". Below that is a text input field for "Web hook URL" containing "https://". At the bottom, there is a text input field for "Optional API Key (passed as X-API-KEY HTTP header)" which is highlighted with a red border.

For details, see separate documentation [“simplex Meeting Webhooks”](#).